

Gerade Einschraubverschraubung

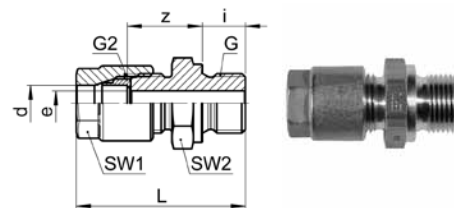
mit Dichtkante

Union mâle

avec arête d'étanchéité

Male adaptor union

with edge seal



SO 01124

Type -d-G	Mat.-Nr.	bar	G2	SW1	SW2	L	D	i	t	z	e	kg/100
Für metrische Rohre	Pour tubes métriques					For metric tubes						
G=Rohrgewinde (zylindrisch)	G=Filetage-gaz BSP (cylindrique)					G=BSP thread (parallel)						
SO 01124-4-1/8	248.1141.060	125	1/8	12	14	31.5	14.5	8.0	1.0	16.5	4.0	2.310
SO 01124-5-1/8	248.1141.082	125	1/8	12	14	31.5	14.5	8.0	1.0	16.5	4.0	2.350
SO 01124-6-1/8	248.1141.100	125	1/8	12	14	33.0	14.5	8.0	1.0	17.0	4.0	2.410
SO 01124-6-1/4	248.1141.110	125	1/8	12	19	39.0	18.5	12.0	1.5	18.0	4.0	4.090
SO 01124-8-1/8	248.1141.160	125	1/4	14	14	35.0	14.5	8.0	1.0	17.5	5.0	3.760
SO 01124-8-1/4	248.1141.170	125	1/4	14	19	40.5	18.5	12.0	1.5	19.0	6.0	5.170
SO 01124-8-3/8	248.1141.180	125	1/4	14	22	43.5	22.5	12.0	2.0	20.5	6.0	7.030
SO 01124-10-1/4	248.1141.270	100	3/8	17	19	43.5	18.5	12.0	1.5	19.5	7.0	7.030
SO 01124-10-3/8	248.1141.280	100	3/8	17	22	45.0	22.5	12.0	2.0	21.0	7.0	8.870
SO 01124-12-1/4	248.1141.380	100	1/2	19	22	49.0	22.5	12.0	1.5	23.5	7.0	11.930
SO 01124-12-3/8	248.1141.390	100	1/2	19	22	49.0	22.5	12.0	2.0	23.5	9.0	12.170
SO 01124-12-1/2	248.1141.400	100	1/2	19	27	52.5	27.0	14.0	2.5	25.0	12.0	14.190
SO 01124-14-3/8	248.1141.502	64	1/2	22	22	47.5	22.5	12.0	2.0	24.0	9.0	12.830
SO 01124-14-1/2	248.1141.504	64	1/2	22	27	52.5	27.0	14.0	2.5	25.5	12.0	14.850
SO 01124-15-3/8	248.1141.532	64	1/2	22	22	52.0	22.5	12.0	2.0	24.0	9.0	12.520
SO 01124-15-1/2	248.1141.534	64	1/2	22	27	55.5	27.0	14.0	2.5	25.5	12.0	14.540

Für Zollrohre	Pour tubes pouces					For inch tubes						
SO 01124-6,35-1/8	248.1141.135	125	1/4	14	14	38.5	14.5	8.0	1.0	22.0	4.0	2.380
SO 01124-6,35-1/4	248.1141.140	125	1/8	12	19	39.0	18.5	12.0	1.5	18.0	4.0	4.050
SO 01124-9,52-1/4	248.1141.230	100	3/8	17	19	43.5	18.5	12.0	1.5	19.5	7.0	7.070
SO 01124-9,52-3/8	248.1141.235	100	3/8	17	22	45.0	22.5	12.0	2.0	21.0	7.0	8.920
SO 01124-12,7-3/8	248.1141.432	100	1/2	22	22	50.0	22.5	12.0	2.0	24.0	9.0	12.800

Umrechnung für "d" bei Zollrohren:

6,35 = 1/4

9,52 = 3/8

12,7 = 1/2

Conversion de "d" pour tubes en pouces:

6,35 = 1/4

9,52 = 3/8

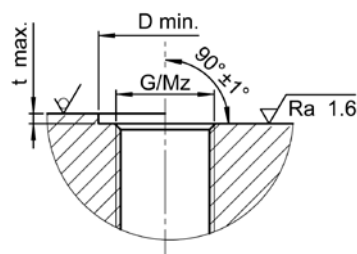
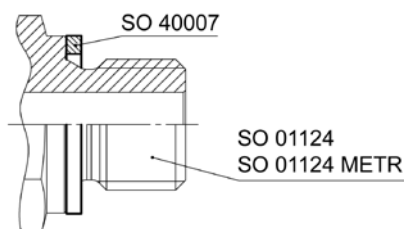
12,7 = 1/2

Conversion for "d" for inch tubes:

6,35 = 1/4

9,52 = 3/8

12,7 = 1/2



Bei Bedarf ist die entsprechende Dichtung
SO 40007 / SO 40507 separat zu bestellen.

Si nécessaire, le joint approprié SO 40007 /
SO 40507 doit être commandé séparément.

If necessary, the matching washer
SO 40007 / SO 40507 must be ordered
separately.