

LF 3800 Push-In Fittings / Stud Fittings



Made of 316L stainless steel, this range is suitable for conveying corrosive or food fluids, in aggressive environments or for high hygiene requirements.

Ø metric: 4 to 12 mm
Ø inch: 3/16" to 1/2"

Technical Characteristics

- **Compatible Fluids:** All fluids compatible with the fitting component materials
- **Working Pressure:** Vacuum to 30 bar (20 bar: 3879 and 3889)
- **Working Temperature:** -25°C to +150°C

Adaptor Tightening Torque	Threads	M5 x0.8	G1/8	G1/4	G3/8	G1/2
	daN.m	0.16	0.8	1.2	3	3.5

Bulkhead Tightening Torque	Ø (mm)	4	6	8	10	12
	daN.m min. max.	0.5 0.9	0.5 0.9	0.6 1	0.6 1	0.6 1

Reliable performance is dependent upon the type of fluid conveyed, component materials and tubing being used.

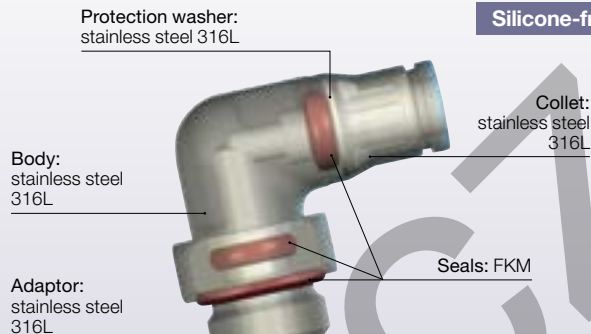
Use is guaranteed with a vacuum of 755 mm Hg (99% vacuum).

Technical performance tested at -25°C according to the ISO 14743 standard.

Regulations

- ISO 14743
- RoHS
- REACH
- FDA : 21 CFR
- PED

Component Materials



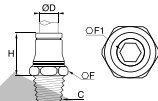
Silicone-free

Advantages

- Resistance to corrosion thanks to the component material
- Suitable for permanent food contact
- Suitable for industrial cleaning agents and detergents
- Hygienic external design, for reducing retention zones

3805 Stud Fitting, Male BSPT Thread

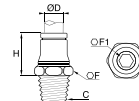
Stainless steel 316L, FKM



ØD	C		F	F1	H	Kg
4	R1/8	3805 04 10	10	3	14.5	0.008
	R1/4	3805 04 13	14	3	14.5	0.015
6	R1/8	3805 06 10	13	4	18	0.012
	R1/4	3805 06 13	14	4	16.5	0.018
8	R1/8	3805 08 10	15	5	19	0.014
	R1/4	3805 08 13	15	6	18	0.018
10	R3/8	3805 08 17	17	6	18.5	0.025
	R1/4	3805 10 13	19	6	24	0.029
12	R3/8	3805 10 17	19	6	22.5	0.030
	R1/4	3805 12 13	22	7	25	0.034
12	R3/8	3805 12 17	22	8	24	0.040
	R1/2	3805 12 21	22	10	23	0.046

3805 Stud Fitting, Male NPT Thread

Stainless steel 316L, FKM



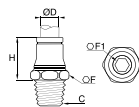
ØD	C		F	F1	H	Kg
4	NPT1/8	3805 04 11	11	3	14.5	0.009
	NPT1/4	3805 06 11	13	4	18	0.012
6	NPT1/4	3805 06 14	14	4	16.5	0.017
	NPT1/8	3805 08 11	15	5	19	0.015
8	NPT1/4	3805 08 14	15	6	18	0.018
	NPT1/8	3805 10 14	19	6	24	0.028
10	NPT3/8	3805 10 18	19	7	22.5	0.031
	NPT1/4	3805 12 14	22	7	25	0.034
12	NPT3/8	3805 12 18	22	8	24	0.039
	NPT1/2	3805 12 22	22	10	23	0.045

LF 3800 Push-In Fittings / Stud Fittings

3805 Stud Fitting, Male NPT Thread

Inch

Stainless steel 316L, FKM

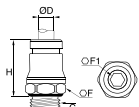


ØD	C		F	F1	H	Kg
3/16	NPT1/8	3805 55 11	10	3	15.5	0.010
1/4	NPT1/8	3805 56 11	13	4	19	0.012
	NPT1/4	3805 56 14	14	4	17.5	0.017
3/8	NPT1/4	3805 60 14	19	6	25	0.029
	NPT3/8	3805 60 18	19	7	24	0.031
	NPT1/4	3805 62 14	22	7	26	0.036
1/2	NPT3/8	3805 62 18	22	8	25	0.041
	NPT1/2	3805 62 22	22	10	25	0.049

5/32" (4 mm) and 5/16" (8 mm) also available

3801 Stud Fitting, Male BSPP and Metric Thread

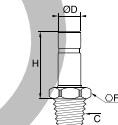
Stainless steel 316L, FKM



ØD	C		F	F1	H	Kg
4	M5x0.8	3801 04 19	10	2.5	17	0.005
	G1/8	3801 04 10	13	3	16.5	0.009
6	M5x0.8	3801 06 19	13	2.5	20.5	0.010
	G1/8	3801 06 10	13	4	18	0.010
8	G1/4	3801 06 13	17	4	18	0.015
	G1/8	3801 08 10	15	5	19	0.013
	G1/4	3801 08 13	17	5	20.5	0.017
10	G3/8	3801 08 17	21	6	20	0.027
	G1/4	3801 10 13	19	7	25	0.025
12	G3/8	3801 10 17	21	7	25	0.034
	G1/4	3801 12 13	21	7	27	0.030
	G3/8	3801 12 17	21	9	26.5	0.034

3821 Stud Standpipe, Male BSPT Thread

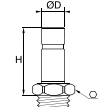
Stainless steel 316L



ØD	C		F	H	Kg
4	R1/8	3821 04 10	10	21	0.006
	R1/8	3821 06 10	10	23	0.007
6	R1/4	3821 06 13	14	24	0.015
	R1/8	3821 08 10	11	24	0.008
8	R1/4	3821 08 13	14	25	0.016
	R1/4	3821 10 13	19	30	0.017
10	R3/8	3821 10 17	19	30	0.022
	R1/4	3821 12 13	19	31	0.017
12	R3/8	3821 12 17	19	31	0.022
	R1/2	3821 12 21	22	32	0.037

3821 Stud Standpipe, Male NPT Thread

Stainless steel 316L

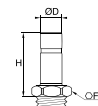


ØD	C		F	H	Kg
4	NPT1/8	3821 04 11	10	21	0.006
6	NPT1/8	3821 06 11	10	23	0.007
	NPT1/4	3821 06 14	14	24	0.016
8	NPT1/8	3821 08 11	14	24	0.008
	NPT1/4	3821 08 14	14	25	0.016
10	NPT1/4	3821 10 14	14	30	0.018
	NPT3/8	3821 10 18	17	30	0.010
12	NPT1/4	3821 12 14	14	31	0.018

3821 Stud Standpipe, Male NPT Thread

Inch

Stainless steel 316L

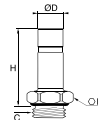


ØD	C		F	H	Kg
1/4	NPT1/8	3821 56 11	10	26	0.009
	NPT1/4	3821 56 14	14	27	0.016
3/8	NPT1/4	3821 60 14	19	32	0.018
	NPT3/8	3821 60 18	19	32	0.028
1/2	NPT1/4	3821 62 14	19	36	0.020
	NPT3/8	3821 62 18	19	37	0.025
	NPT1/2	3821 62 22	22	37	0.042

5/32" (4 mm) and 5/16" (8 mm) also available

3831 Stud Standpipe, Male BSPP and Metric Thread

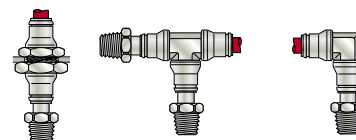
Stainless steel 316L, FKM



ØD	C		F	H	Kg
4	M5x0.8	3831 04 19	10	23.5	0.004
	G1/8	3831 04 10	13	22	0.008
6	G1/8	3831 06 10	13	24	0.009
	G1/4	3831 06 13	17	24	0.015
8	G1/8	3831 08 10	13	25	0.010
	G1/4	3831 08 13	17	27	0.019
10	G3/8	3831 08 17	21	27	0.024
	G1/4	3831 10 13	17	32	0.021
12	G3/8	3831 10 17	21	32	0.025
	G1/4	3831 12 13	17	33	0.021
12	G3/8	3831 12 17	21	33	0.028
	G1/2	3831 12 21	24	36	0.043

Stud standpipe 3821 and 3831 can be used as illustrated, allowing:

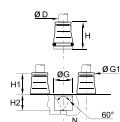
- stock optimisation
- installation of tees and elbows where required



LF 3800 Push-In Fittings / Stud Fittings

3800 Cartridge

Stainless steel 316L, FKM

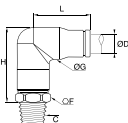


ØD		G	G1	H	H1	H2	N	Kg
4	3800 04 00	9.8	8	17	8.5	8.5	11	0.006
6	3800 06 00	12.1	10	19	10.5	8.5	13.5	0.008
8	3800 08 00	14.8	13	21	12.5	8.5	16	0.012
10	3800 10 00	17.5	15	24.5	14	10.5	20	0.019

Cavity dimensions available on request

3809 Stud Elbow, Male BSPT Thread

Stainless steel 316L, FKM

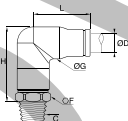


ØD	C	F	G	H	L	Kg
4	R1/8 3809 04 10	10	10	23.5	16.5	0.020
6	R1/8 3809 06 10	13	12	27.5	20	0.030
	R1/4 3809 06 13	14	12	27.5	25	0.036
8	R1/8 3809 08 10	14	15	32	25	0.040
	R1/4 3809 08 13	14	14.5	34	25	0.045
10	R1/4 3809 10 13	19	17.5	37.5	27.5	0.068
	R3/8 3809 10 17	19	17.5	37.5	27.5	0.069

The body swivels for positioning purposes.

3809 Stud Elbow, Male NPT Thread

Stainless steel 316L, FKM

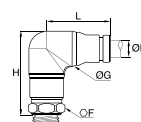


ØD	C	F	G	H	L	Kg
6	NPT1/8 3809 06 11	13	12.5	29	22.5	0.031
	NPT1/4 3809 06 14	14	12.5	29	22.5	0.036
8	NPT1/8 3809 08 11	14	15	34	24	0.040
	NPT1/4 3809 08 14	14	15	34	24	0.045
10	NPT1/4 3809 10 14	19	17.5	39.5	30	0.068
	NPT3/8 3809 10 18	19	17.5	39.5	30	0.071

The body swivels for positioning purposes.

3899 Stud Elbow, Male BSPP and Metric Thread

Stainless steel 316L, FKM

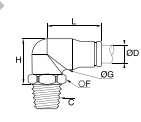


ØD	C	F	G	H	L	Kg
	M5x0.8 3899 04 19	10	10	26	18	0.020
4	G1/8 3899 04 10	13	10	27	19	0.022
	G1/4 3899 04 13	17	10	27	19	0.018
	M5x0.8 3899 06 19	13	12	33	24	0.031
6	G1/8 3899 06 10	6	12	33	24	0.031
	G1/4 3899 06 13	17	12	32	24	0.036
	G1/8 3899 08 10	14	15	35	25	0.039
8	G1/4 3899 08 13	17	15	35	25	0.044
	G3/8 3899 08 17	21	15	34.5	25	0.048
	G1/4 3899 10 13	19	17	43	31	0.069
10	G3/8 3899 10 17	21	17	42	31	0.072

The body swivels for positioning purposes.

3889 Compact Stud Elbow, Male BSPT Thread

Stainless steel 316L, FKM

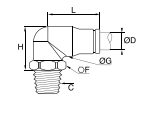


ØD	C	F	G	H	L	Kg
4	R1/8 3889 04 10	13	10	18	17	0.019
	R1/4 3889 04 13	17	10	19.5	16.5	0.018
6	R1/8 3889 06 10	13	12	21.5	20.5	0.025
	R1/4 3889 06 13	14	12	21.5	20.5	0.032
8	R1/8 3889 08 10	14	15	24	22	0.036
	R1/4 3889 08 13	14	15	24	22	0.036
10	R1/4 3889 10 13	17	17.5	28.5	27.5	0.058
	R3/8 3889 10 17	19	17.5	28.5	27.5	0.068
	R1/4 3889 12 13	22	20	33.5	30	0.088
12	R3/8 3889 12 17	22	20	33.5	30	0.090
	R1/2 3889 12 21	22	20	33.5	33	0.097

The body swivels for positioning purposes. Max. 20 bar

3889 Compact Male Stud Elbow, Male NPT Thread

Stainless steel 316L, FKM



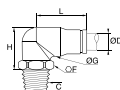
ØD	C	F	G	H	L	Kg
4	NPT1/8 3889 04 11	13	10	17.5	19	0.019
	NPT1/8 3889 06 11	13	12.5	20	22.5	0.026
6	NPT1/4 3889 06 14	14	12.5	20	22.5	0.033
	NPT1/8 3889 08 11	13	15	25	24	0.036
8	NPT1/4 3889 08 14	14	15	24	24	0.036
	NPT1/4 3889 10 14	17	17.5	27.5	27.5	0.059
10	NPT3/8 3889 10 18	19	17.5	28.5	26.5	0.068
	NPT1/4 3889 12 14	22	20	31.5	32.5	0.086
12	NPT3/8 3889 12 18	22	20	32.5	32.5	0.089
	NPT1/2 3889 12 22	22	20	27.5	32.5	0.098

The body swivels for positioning purposes. Max. 20 bar

LF 3800 Push-In Fittings / Stud Fittings

3889 Compact Stud Elbow, Male NPT Thread Inch

Stainless steel 316L, FKM

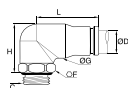


ØD	C		F	G	H	L	Kg
1/4	NPT1/8	3889 56 11	13	12	22	23	0.025
	NPT1/4	3889 56 14	14	12	22	23	0.032
3/8	NPT1/4	3889 60 14	17	17.5	28	30.5	0.058
	NPT3/8	3889 60 18	19	17.5	28	30.5	0.066
1/2	NPT1/4	3889 62 14	22	20	34	33	0.089
	NPT3/8	3889 62 18	22	20	34	33	0.089
	NPT1/2	3889 62 22	22	20	27	33	0.091

The body swivels for positioning purposes. Max. 20 bar.
5/32" (4 mm) and 5/16" (8 mm) also available.

3879 Compact Stud Elbow, Male BSPP Thread

Stainless steel 316L, FKM

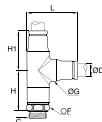


ØD	C		F	G	H	L	Kg
4	G1/8	3879 04 10	13	11	22	19	0.022
	G1/4	3879 04 13	17	11	20	19	0.027
6	G1/8	3879 06 10	13	12	24	24	0.029
	G1/4	3879 06 13	17	12	22	24	0.034
8	G1/8	3879 08 10	13	15	25	25	0.035
	G1/4	3879 08 13	17	15	25	25	0.039
	G3/8	3879 08 17	21	15	23	25	0.047
10	G1/4	3879 10 13	18	17	28.5	31	0.057
	G3/8	3879 10 17	21	17	28.5	31	0.065
12	G1/4	3879 12 13	17	20	33	33	0.077
	G3/8	3879 12 17	21	20	33	33	0.084
	G1/2	3879 12 21	24	20	30	33	0.096

The body swivels for positioning purposes. Max. 20 bar

3893 Stud Run Tee, Male BSPP and Metric Thread

Stainless steel 316L, FKM



ØD	C		F	G	H	H1	L	Kg
8	G3/8	3893 08 17	21	15	27	25	35.5	0.094

The body swivels for positioning purposes.

LF 3800 push-in fittings allow connection with several types of Parker tubing shown in Chapter 3 of this catalogue, "Technical Tubing and Hose":

- PFA tubing
- Fluoropolymer tubing
- Polyethylene tubing
- Semi-rigid polyamide and flexible Crystal polyurethane tubing